



HE1U-5012-N+1

High Efficiency Low Profile 12V N+1 Power Supply



- *Auto-Range Input Voltage 100 – 240 VAC*
- *DC-OK TLL Signal*
- *Short Circuit / Overload / Over Voltage / Over Temperature Protections*

	Model	HE1U-5012-N+1
Output Voltage		13.8 VDC
Output Amperage, per module		50 Amps (2 modules)
Maximum Ripple and Noise		150 mV p-p
Voltage Tolerance		± 1.0 %
Line Regulation		± 0.5 %
Load Regulation		± 0.5 %
Input Voltage		90 – 264 VAC auto-ranging, 47 – 63 Hz
Typical Efficiency		89 %
Maximum AC Current, per module		8.2 A / 115 VAC & 3.9 A / 230 VAC
Max Inrush Current, single cycle		25 A / 115 VAC & 40 A / 230 VAC
Short Circuit Protection		Constant Current Limiting
Overload Protection		105 – 125 % rated output power
Over Voltage Protection		17.0 – 20.5 V
Over Temperature Protection		Auto Output Shutdown > 195 F (90 C)
Working Temperature Range		-22 to 158 F (-30 to 70 C)
Storage Temperature Range		-40 to 185 F (-40 to 85 C)
Withstand Voltage		I/P-O/P: 3 KVAC, I/P-FG: 2 KVAC, O/P-FG: 0.5 KVAC
Product Dimensions		19 x 14 x 1.75 in, 19" Rack Mount 1U Height
Shipping Dimensions		20 x 15 x 8 in
Shipping Weight		13 lbs.

*NOTE: Specifications are subject to change without notice.

Section 1 | Important Safety Instructions

THESE INSTRUCTIONS ARE INTENDED FOR USE BY A TECHNICIAN FAMILIAR WITH ELECTRONIC PRODUCTS.

WARNING: There are no user serviceable parts inside. Service must be referred to a qualified factory-trained technician. DO NOT operate the unit in a hot, enclosed environment or compartment. Be sure adequate ventilation for cooling is provided since heat buildup will shorten component life.

NOTE: The individual user should take care to determine prior to use or installation whether this device is suitable, adequate, and safe for the use intended. Since individual applications are subject to numerous variations, DuraComm makes no representation or warranty as to the merchantability, suitability, or fitness of these units for any specific application.

Section 2 | Product Overview

The HE1U-5012-N+1 is a high-efficiency AC to DC 750-watt N+1 power supply in a 1U chassis. The unit comes with power factor correction, and four layers of protection against overload, over voltage, over temperature, and short circuit. There are DC-OK for each module connected to the rear terminal strips. See www.duracomm.com for more information.

Section 3 | Installation

The outputs are NOT referenced to the chassis. The modular system can be used either positive or negative ground.

DO NOT block any of the cooling vents on the sides and/or cooling fan. Always allow adequate ventilation by not installing the unit inside tightly closed spaces.

Conductor Pretreatment

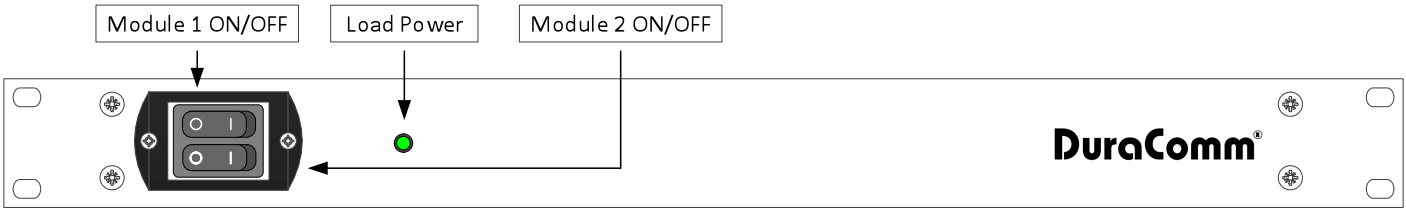
All kinds of copper conductors can be clamped without treatment. DO NOT solder tin stranded conductors. The solder yields and fractures under high pressure. The result is increased contact resistance and excessive temperature rise. Additionally, corrosion has been observed due to the fluxes. Notch fractures at the transition from the rigid tinned part to the flexible conductors are also possible. Ferrules can be used as a protection when wiring stranded conductors. Copper ferrules prevent the current transfer from being influenced by dissimilar metals and remove the risk of corrosion. Always use the correct tool to crimp the ferrule.

Recommended Copper Wire Size for Current Capacity


(Insulated Wire, Single Conductor in free air)

Current Level in Amperes	Wire Size Requirements According to MIL-W-5088B	
	Up to 5 feet	Up to 10 feet
<7 AMPERES	20 AWG	18 AWG
14 AMPERES	18 AWG	16 AWG
20 AMPERES	16 AWG	14 AWG
30 AMPERES	14 AWG	12 AWG
40 AMPERES	12 AWG	10 AWG
50 AMPERES	10 AWG	8 AWG
70 AMPERES	8 AWG	6 AWG
100 AMPERES	6 AWG	4 AWG

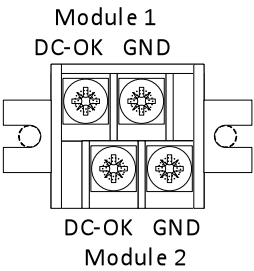
Front Panel Layout



Rear Panel Wiring



Rear Connectors



Between DC-OK and GND (per module)	Output Status
TTL Low or 0 - 1 V	PSU ON
TTL high or 3.3 - 5.6 V	PSU OFF
May be used as open collector	5.6 V max, 10 mA max

Section 4 | Warranty

DuraComm warrants to the initial end user, each power supply manufactured by DuraComm to be free from defects in material and workmanship when in normal use and service for a period of three years from the date of purchase from an authorized DuraComm dealer.

Should a product manufactured by DuraComm fail or malfunction due to manufacturing defect, or faulty component, DuraComm, at its option, will repair or replace the faulty product or parts thereof, which, after examination by DuraComm, prove to be defective or not operational according to specifications in effect at the time of sale to the initial end user. The product that is replaced or repaired under the provisions of this warranty will be warranted for the remainder of the original warranty period, only, and will not extend into a new three-year warranty period.

The limited warranty does not extend to any DuraComm product which has been subject to misuse, accidental damage, neglect, incorrect wiring not associated with the manufacturer, improper charging voltages, or any product which has had the serial number removed, altered, defaced, or changed in any way.

DuraComm reserves the right to change, alter, or improve the specifications of its products at any time, and by so doing, incurs no obligation to install or retrofit any such changes or improvements in or on products manufactured prior to inclusion of such changes.

DuraComm requires any product needing in or out of warranty service to be returned to DuraComm. All requests for warranty service must be accompanied by proof of purchase, such as a bill of sale with purchase date identified. DuraComm is not responsible for any expenses or payments incurred for the removal of the product from its place of use, transportation or shipping expenses to the place of repair, or return expenses of a repaired or replacement product to its place of use.

The implied warranties that the law imposes on the sale of this product are expressly LIMITED, in duration, to the three (3) year time period specified herein. DuraComm will not be liable for damages, consequential or otherwise, resulting from the use and operation of this product, or from the breach of this LIMITED WARRANTY.

Some states do not allow limitations on the duration of the implied warranty or exclusions or limitations of incidental or consequential damages, so said limitations or exclusions may not apply to you. This warranty gives you specific legal rights which vary from state to state.

This warranty is given in lieu of all other warranties, whether expressed, implied, or by law. All other warranties, including WITHOUT LIMITATION, warranties of merchantability and fitness or suitability for a particular purpose, are specifically excluded. DuraComm reserves the right to change or modify its warranty and service programs without prior notice.

Section 5 | Contact Us

Location

6655 Troost Avenue
Kansas City, MO. 64131

Phone Numbers:

816-472-5544
800-467-6741

Fax Number:

816-472-0959

Email Purchase Orders to

order@duracomm.com

www.DuraComm.com

